




AI on IoT Devices: Boost Edge Computing and Robotics Capabilities

Affordably Add LLM Intelligence to IoT Devices

Enhance edge computing and robotics processing with better inferencing and the ability train LLMs locally.

With Phison's aiDAPTIV+ AI processing can now be easily added to sensor-intensive and remote computing platforms. By extending the token length aiDAPTIV+ improves inference context accuracy and recall. Also, with the added memory capacity IoT devices can now train LLMs without depending on AI processing in the public cloud.

Edge/IoT/Robotics
Up to 70B Parameter
LoRA Model Training



Benefits



Fits Your Budget

Offloads expensive HBM & GDDR memory to cost-effective flash memory. Significantly reduces the need for large numbers of high-cost and power-hungry GPU cards.

Keeps AI processing where the data is collected or created, thus saving data transmission costs to and from the public cloud.



Simple to Use and Deploy

Offers all-in-one AI toolset enabling ingest to RAG and fine-tuning to inference using an intuitive graphical user interface. Deploys in your home, office, classroom or data center using commonplace power.



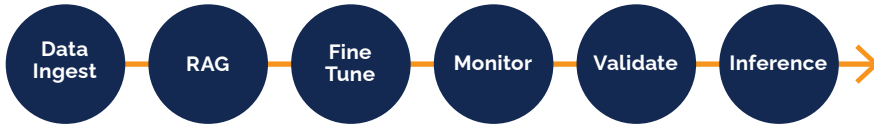
Keeps Data in Your Control

Enables LLM training behind your firewall. Gives you full control over your private data and peace of mind over data sovereignty compliance.

Phison aiDAPTIV+ AI Processing Integrated Solution

aiDAPTIVPro Suite

Use a Command Line or leverage the intuitive All-in-One aiDAPTIVPro Suite to perform LLM Training and Inferencing

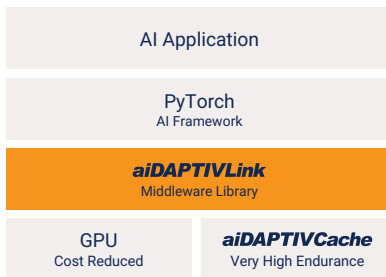


Supported Models

- Llama, Llama-2, Llama-3, CodeLlama
- Vicuna, Falcon, Whisper, Clip Large
- Metaformer, Resnet, Deit base, Mistral, TAIDE
- And many more being continually added

and/or

aiDAPTIVLink



Built-in Memory Management Solution

Experience seamless PyTorch compliance that eliminates the need to modify your AI application. You can effortlessly add nodes as needed. System vendors have access to AI100E SSD, middleware library licenses, and full Phison support to facilitate smooth system integration.

and

aiDAPTIVCache Family

Seamless Integration with GPU Memory

The optimized middleware extends GPU memory by an additional 320GB (for PCs) up to 8TB (for workstations and servers) using aiDAPTIVCache. This added memory is used to support LLM training with low latency. Furthermore, the high endurance feature offers an industry-leading 100 DWPD, utilizing a specialized SSD design with an advanced NAND correction algorithm.



AI100E M.2 SSD

PHISON

The data within this specification is subject to change by Phison without notice. Performance numbers may vary based on system configuration and testing conditions. Copyright © 2025 Phison Electronics. All rights reserved.

Find more information and resources at: phison.com