

## PHISON PS7102 PCIe 5.0 REDRIVER IC DATASHEET

V3.0 Mar. 3, 2026

CONFIDENTIAL TO

## TABLE OF CONTENTS

TABLE OF CONTENTS .....	2
LIST OF TABLES .....	3
LIST OF FIGURES .....	3
REVISION HISTORY .....	3
PREFACE .....	5
<b>About this Document</b> .....	5
1. OVERVIEW .....	5
1.1 General Description .....	5
1.2 Features .....	5
1.3 Application .....	6
1.4 Product Family Information .....	8
2. PHITUNE Auto EQ Tuning Tool .....	9
3. ORDERING INFORMATION .....	10

CONFIDENTIAL TO

## LIST OF TABLES

Table 1: Product Family ..... 8  
Table 2: Ordering Information ..... 10

## LIST OF FIGURES

Figure 1: Simplified Schematic I2C Configuration..... 6  
Figure 2: Motherboard Application ..... 7  
Figure 3: Riser Application..... 7  
Figure 4: Auto Mode result of PHITUNE ..... 9  
Figure 5: Package Outline of PS7102 ..... 9  
Figure 6: Tray Specification ..... 10

## REVISION HISTORY

Revision	Description	Draft Date
1.0	● Initial release	Dec. 09, 2022
2.9	● Modify Public version	Mar. 20, 2025
3.0	● Modify for Gen6 redriver product	Mar. 3, 2025

---

## Contact Us

---

PHISON ELECTRONICS  
No. 1, Qunyi Road,  
Zhunan Township,  
Miaoli County 35059, Taiwan

Phone: +886-37-586-986  
Fax: +886-37-586-866  
<https://www.phison.com/zh-tw/>

---

## About Us

---

Phison Electronics Corporation was established in November 2000 in Hsinchu, Taiwan. Starting with the world's first single-chip USB flash drive IC, Phison is now a market leader in NAND Flash controllers and high speed interface IC including retimer and redrivers. The company has shipped million NAND controllers and high speed interface IC solutions worldwide. As a ASIC solution provider, Phison also offers IP services for customers.

---

## Copyright

---

All content in this file is confidential information and property of Phison Electronics Corp. ("Phison") to be protected by competent laws and regulations. None of the content may be copied, released, modified, published, distributed or disposed of in any form or by any means without Phison's prior written consent on a case by case basis. All rights are reserved by Phison, and any unauthorized use of the content will result in civil and criminal liabilities. Phison vigilantly enforces its rights and will actively seek the recovery of any costs, damages and attorneys' fees it may incur preventing the misuse or misappropriation of any content therein.

Phison may make changes to specifications and product description at any time without notice. PHISON and the Phison logo are trademarks of Phison Electronics Corporation, registered in the United States and other countries. Products and specifications discussed herein are for reference purposes only. Copies of documents which include information of part number or ordering number, or other materials may be obtained by emailing us at [sales@phison.com](mailto:sales@phison.com) or [support@phison.com](mailto:support@phison.com).

---

**COPYRIGHT © 2026 PHISON ELECTRONICS  
ALL RIGHTS RESERVED.**

## PREFACE

---

### About this Document

This document is to describe the PCIe Gen5 Redriver IC and the corresponded control signals. In addition, it discusses how to apply the functions and illustrates the status register reported by these functions.

## 1. OVERVIEW

---

### 1.1 General Description

The Phison PS7102 is an 8-channel high performance linear Redriver IC designed for Peripheral Component Interconnect Express (PCIe) 5.0 applications that supports up to 32 Gbps data rate. The Redriver provides programmable equalization, output swing, and flat gain to optimize performance over a variety of physical mediums, such as PCB traces, and transmission cables.

The PS7102 featuring high frequency boosting, low channel-channel cross-talk, low additive jitter and low return loss makes the device almost a passive element in the link. The programmable setting can be applied easily by either pin control or I<sup>2</sup>C control. With signal adjustment flexibility of I<sup>2</sup>C Mode, each channel has a set of independent control pins to make signal optimization possible.

Phison's exclusive technology "PHiTUNE" with our own SSD is able to collect and demonstrate the compulsory data, such as lane margining and eye opening, on the GUI for users and further to help to save tremendous efforts on system tuning by converging Redriver parameters.

### 1.2 Features

- Compliant with PCIe Gen 5.0 Standard up to 32 Gbps interfaces
- Eight-channel linear pure PCIe Gen5 Redriver IC
- EQ boosting up to 28 dB at 16 GHz
- Low-latency of 70ps
- Adjustable output linear swing, flat gain, and equalization via Pin control and I<sup>2</sup>C
- 4 level I/O for EQ and Gain setting to reduce pin count.
- Support I<sup>2</sup>C and Phison PHiTUNE Technology for proper EQ setting
- Automatic receiver detection
- Rate and coding agnostic
- Transparent to link training
- Supply voltage: 3.3V
- Junction temperature: -40°C ~ +125°C
- Package: FCLGA64, 10.0 mm x 5.5 mm

## 1.3 Application

- Rack Server / Blade Server / Tower Server
- Server Motherboard
- Data Center
- Workstation
- Desktop PC / Motherboard

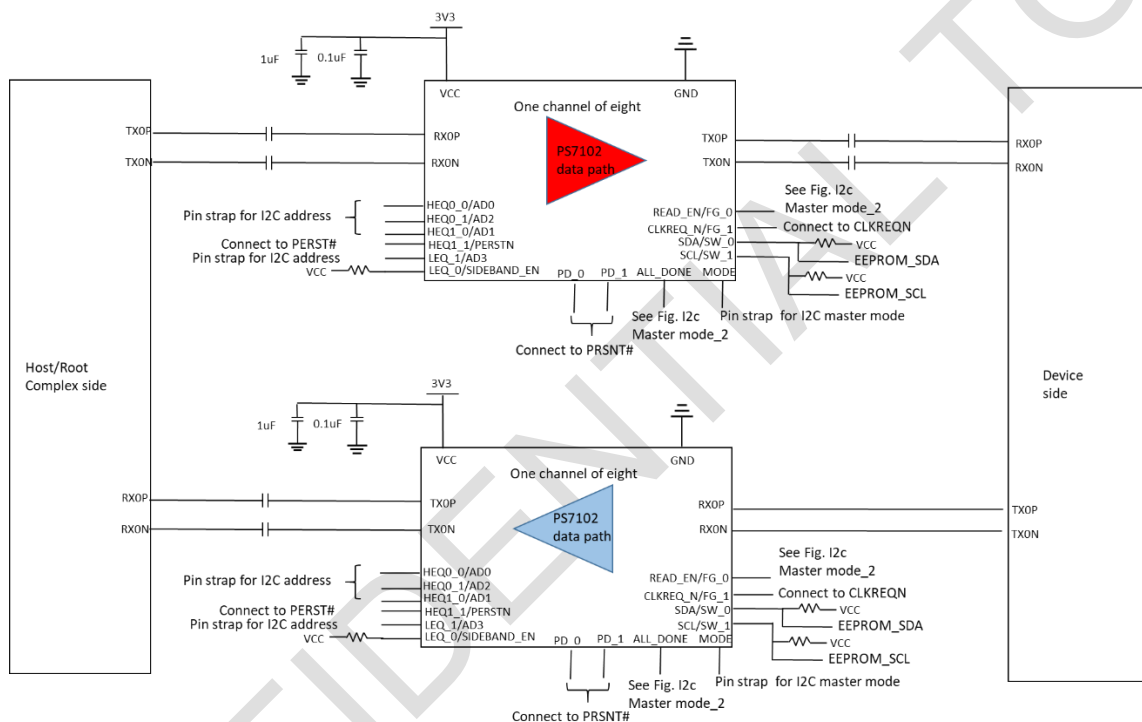


Figure 1: Simplified Schematic I2C mode configuration

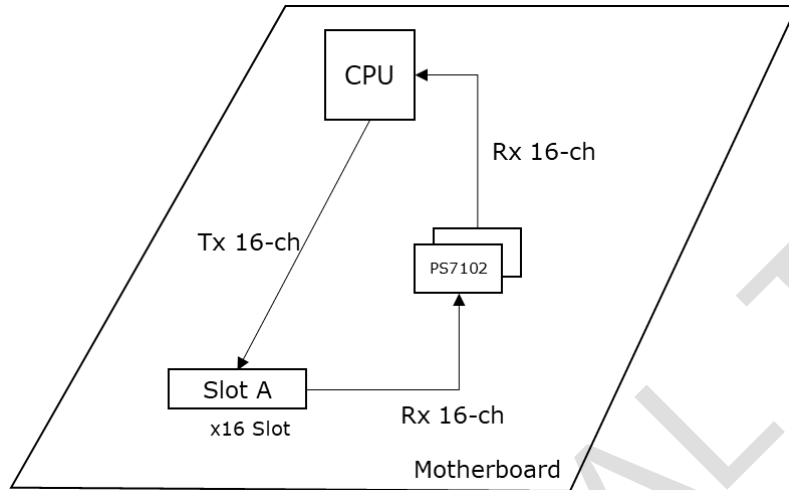


Figure 2: Motherboard Application

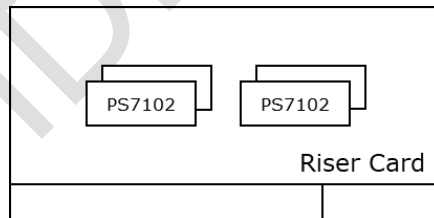


Figure 3: Riser Application

## 1.4 Product Family Information

Table 1: Product Family

Part#	Equalization	PCIe	Lanes / Channel	Status
<b>PS7163</b>	Up to 20dB at 16GHz	Designed to support PCIe 6.0 and other interfaces up to 64Gbps	16 Lanes	Production
<b>PS7161</b>	Up to 20dB at 16GHz		4 Channel	Production
<b>PS7151</b>	Up to 20dB at 16GHz	Designed to support PCIe 5.0 and other interfaces up to 32Gbps	4 Channel	Production
<b>PS7103</b>	Up to 28.5dB at 16GHz		16 Lanes	Production
<b>PS7102</b>	Up to 28.5dB at 16GHz		8 Channel	Production
<b>PS7101</b>	Up to 20dB at 16GHz		4 Channel	Production

\*Channel: Non-interleave redrivers

## 2. PHiTUNE Auto EQ Tuning Tool

Phison's PHiTUNE tool is a Phison propriety Redriver tuning software, pairing with Phison SSD as an endpoint it enables the redriver which by comparing with Link speed/Width, Eye Width, RX recovery times, TX recovery times by different EQ setting via the SSD it will automatically optimize redriver EQ settings

### Key features

1. Upstream path is monitoring the TX recovery counter
2. Downstream path is monitoring the eye width

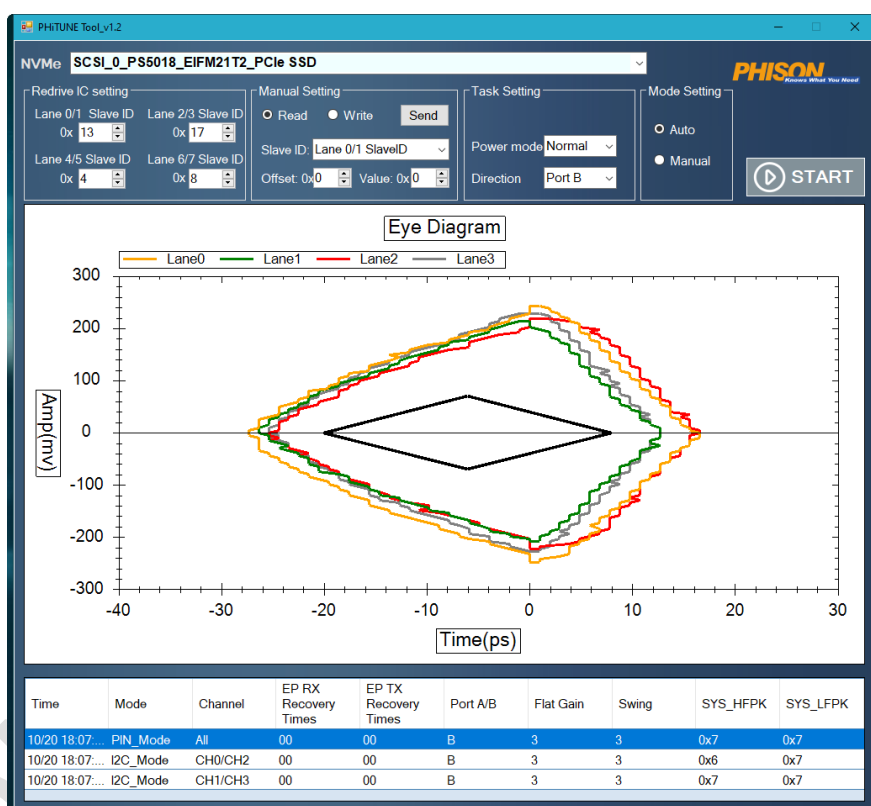


Figure 4: Auto Mode result of PHiTUNE

## 3. ORDERING INFORMATION

Table 2: Ordering Information

Part Number	Marking	Version	Package Type	Package Size	Packing
PS7102-64-S	PS7102-64	BB	FC-LGA-64	10.0mm x 5.5mm	Tray

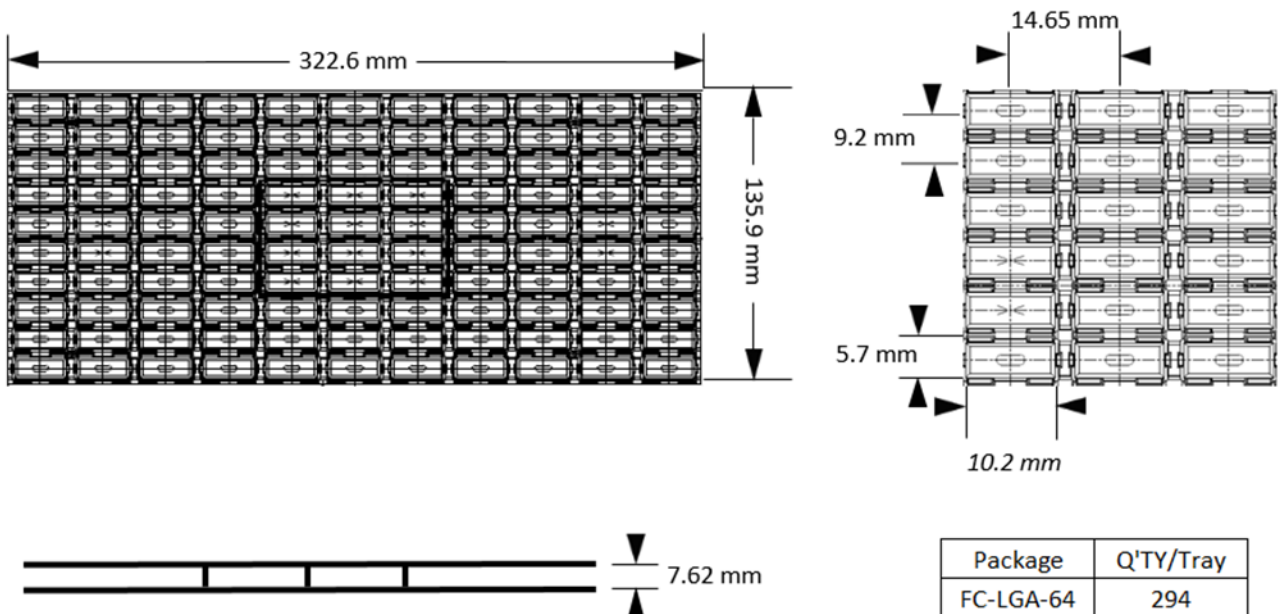



Figure 5: Tray Specification